

PLANNING CHECKLIST

The wedding planning checklist has not been structured in the traditional timeline manner as we know that everyone works to different timescales. Instead, we have tried to group like items together and include prompts which we hope will make planning your wedding abroad a little easier.

SELECT WEDDING DESTINATION	NOTES
<p data-bbox="65 674 730 712">Select your wedding abroad destination.</p> <p data-bbox="137 730 379 757"><i>For more information:</i></p> <p data-bbox="137 763 804 808">https://www.weddingsabroadguide.com/wedding-destinations-abroad.html</p> <p data-bbox="65 786 118 835">i</p> <p data-bbox="137 831 799 902"><i>TIP: To help, we suggest using the Destination & Location Comparison Spreadsheet found in the Destination/Location Section of the Wedding Abroad Complete Planning Tools Kit</i></p>	
WEDDING NON NEGOTIABLES / VISION	
<p data-bbox="65 1021 826 1126">Determine the vision for your day, i.e. how do you imagine the look, feel and tone of your day - intimate and luxurious, all day beach BBQ etc.</p>	
<p data-bbox="65 1155 804 1256">Determine your non-negotiables, e.g., what is most important to you as a couple, what areas are you not willing to make compromises.</p>	
<p data-bbox="65 1279 804 1413">Prioritise the different components of your wedding. For example, is it more important to have a great photographer than a string quartet?</p>	
<p data-bbox="65 1435 810 1525">i <i>TIP: To help, we suggest you complete a).the Pre Wedding Worksheet & b).the Vision & Priorities Worksheet found in the Pre Wedding Planning Section of the Wedding Abroad Complete Planning Tools Kit</i></p>	
SET WEDDING BUDGET	
<p data-bbox="65 1644 836 1749">Set your wedding budget, determine how much you are comfortable spending on your wedding.</p>	
<p data-bbox="65 1778 730 1861">Decide if your wedding budget includes wedding attire and pre / post wedding activities.</p>	
<p data-bbox="65 1890 842 1973">Set aside 10 to 15% of the total wedding budget as a contingency / buffer against last minute or hidden costs.</p>	
<p data-bbox="65 2002 836 2029">Set up a wedding budget spreadsheet / tracker.</p> <p data-bbox="65 2069 826 2152">i <i>TIP: We suggest you use either the Simple Budget Spreadsheet or Detailed Budget Spreadsheet & Payment Tracker, specifically designed for a wedding abroad found in the Budget Section of the Wedding Abroad Complete Planning Tool Kit</i></p>	

CONFIRM LEGAL & RESIDENCY REQUIREMENTS

Contact the Foreign Embassy or Consulate to confirm the legal & residency requirements to get married in the country of your choice.

Understand the timeframe & the steps that must be completed to ensure your marriage can take place.

i *For more information:*
<https://www.weddingsabroadguide.com/wedding-abroad-documentation.html>

SELECT WEDDING DATE

Decide what time of year you would like to get married & select a preferred date.

i *For more information:*
<https://www.weddingsabroadguide.com/get-married-abroad.html>

COMPILE GUEST LIST

Think about who you would like to spend your wedding day with & compile a guest list.

Speak to guests as early as possible in order to estimate the numbers that may attend. This will help when speaking to Wedding Planners, Tour Operators, Suppliers and choosing your wedding venues.

i *For more information:*
<https://www.weddingsabroadguide.com/wedding-guest-list.html>


DECIDE HOW TO PLAN YOUR WEDDING

Determine the style of wedding you would like to have & how much involvement you would like to have in its planning.

Decide if you would like to use a Wedding Planner, a Tour Operator or plan your wedding yourself.

i *For more information:*
<https://www.weddingsabroadguide.com/organise-a-wedding-abroad.html>



DECIDE IF YOU WILL WANT TO HAVE EXTRA CELEBRATIONS

- | | |
|--|--|
| <input type="checkbox"/> When getting married abroad most couples hold extra activities and celebrations. | |
|  For more information:
https://www.weddingsabroadguide.com/extra-celebrations.html | |
| <input type="checkbox"/> Decide if you will have a rehearsal or pre-wedding day dinner. | |
| <input type="checkbox"/> Decide if you will have a post wedding day breakfast or lunch. | |
| <input type="checkbox"/> If you are holding extra celebrations investigate & book appropriate venues. | |
| <input type="checkbox"/> Decide if you will organise group sightseeing activities. Investigate possible activities. | |
| <input type="checkbox"/> Decide if you will organise group sightseeing activities. Investigate possible activities. | |
| <input type="checkbox"/> Decide if you will have a party upon your return home. If yes, add this to your budget, compile a guest list & investigate and book venue. | |


SELECT WEDDING SUPPLIERS

- | | |
|---|---|
| <input type="checkbox"/> <u>Wedding Planner</u> or <u>Tour Operator</u> | <input type="checkbox"/> <u>Wedding Invitation Designer</u> |
| <input type="checkbox"/> Ceremony Venue | <input type="checkbox"/> Stationery Supplier / Printer |
| <input type="checkbox"/> Celebrant / Priest | <input type="checkbox"/> Airlines |
| <input type="checkbox"/> <u>Reception Venue</u> | <input type="checkbox"/> Bridal Shop |
| <input type="checkbox"/> Caterer | <input type="checkbox"/> Bridal Shoe Shop |
| <input type="checkbox"/> Florist | <input type="checkbox"/> Lingerie Shop |
| <input type="checkbox"/> Wedding Cake Supplier | <input type="checkbox"/> Hairdresser |
| <input type="checkbox"/> <u>Photographer</u> | <input type="checkbox"/> Make-Up Artist |
| <input type="checkbox"/> <u>Videographer</u> | <input type="checkbox"/> Beauty Therapist |
| <input type="checkbox"/> Musicians for ceremony | <input type="checkbox"/> Suit Hire or Suit Shop |
| <input type="checkbox"/> Band or DJ for reception | <input type="checkbox"/> Jewellers |
| <input type="checkbox"/> <u>Gift List Registry</u> | <input type="checkbox"/> Translator |

SELECT WEDDING SUPPLIERS Cont.

<input type="checkbox"/> Foreign Embassy or Consulate	<input type="checkbox"/> Hotels / Accommodation
<input type="checkbox"/> Wedding party transportation for wedding day	<input type="checkbox"/> <u>Wedding Insurance</u>
<input type="checkbox"/> Guest transportation for wedding day	<input type="checkbox"/> Travel Insurance
<input type="checkbox"/> Babysitter for wedding day or evening reception	<input type="checkbox"/> Venues for extra celebrations & activities
<input type="checkbox"/> Rental Equipment Companies - Marquee, Furniture, Lighting, Sound System etc.	<input type="checkbox"/> <u>Currency Exchange Service</u>  <i>TIP: We have partnered with <u>WISE</u></i>
<input type="checkbox"/> Party & Wedding Supply Shop	<input type="checkbox"/> Other (list here)
 For more information: https://www.weddingsabroadguide.com/wedding-abroad-suppliers.html	


PLAN WEDDING CEREMONY

<input type="checkbox"/> Determine what type of ceremony you would like to have Civil, Religious, or blessing.	
<input type="checkbox"/> Determine if it is possible to have this type of ceremony at your chosen wedding destination.	
<input type="checkbox"/> Determine where you would like to hold your ceremony & if this is possible. E.g., beach, reception venue, garden.	
<input type="checkbox"/> Determine what customs & traditions you would like to incorporate into your wedding ceremony.	
<input type="checkbox"/> Choose the music for your ceremony.	
<input type="checkbox"/> Choose readings for your ceremony.	
<input type="checkbox"/> Choose or write your vows.	
<input type="checkbox"/> Choose & ask guest(s) to do reading(s).	
 For more information: <i>Civil Ceremony:</i> https://www.weddingsabroadguide.com/civil-wedding-abroad.html <i>Choosing Ceremony Venue:</i> https://www.weddingsabroadguide.com/wedding-abroad-venue.html	






PLAN WEDDING RECEPTION

<input type="checkbox"/>	Determine what type of reception you would like to have. Formal, casual, outdoor etc.	
<input type="checkbox"/>	Think of the type of reception venue that would best compliment the style of wedding you have chosen.	
<input type="checkbox"/>	Decide what time of day you would like to have your reception. Daytime or evening?	
<input type="checkbox"/>	Decide if you would like to have music at your reception. Determine what type of music you would like and when this should be played.	
<input type="checkbox"/>	Decide what type of wedding meal you would like. Formal sit down, buffet or cocktail reception.	
<input type="checkbox"/>	Determine if you would like to have hors d'oeuvres before the main meal.	
<input type="checkbox"/>	Determine how many courses would you like to have. Note: this may vary according to the cultural traditions of the country you are getting married in.	
<input type="checkbox"/>	Will you have speeches? Who will give the speeches? When will they take place?	
	<p>For more information: Choosing a Reception Venue: https://www.weddingsabroadguide.com/wedding-abroad-venue.html</p>	

SELECT WEDDING ATTIRE

<input type="checkbox"/>	Wedding Dress	<input type="checkbox"/>	Bridesmaids
<input type="checkbox"/>	Bridal Shoes	<input type="checkbox"/>	Ushers
<input type="checkbox"/>	Bridal Accessories	<input type="checkbox"/>	Flowergirl
<input type="checkbox"/>	Bridal Underwear	<input type="checkbox"/>	Pageboy
<input type="checkbox"/>	Grooms Attire	<input type="checkbox"/>	Mother of the bride
	<p>For more information: Choosing Wedding Attire for Abroad - Bride: https://www.weddingsabroadguide.com/wedding-dress-for-abroad.html</p> <p>Choosing Wedding Attire for Abroad - Groom: https://www.weddingsabroadguide.com/grooms-attire-for-a-beach-wedding.html</p>		

SELECT STATIONERY

<input type="checkbox"/> Save the Date Cards For more information:  https://www.weddingsabroadguide.com/save-the-date-destination-weddings.html	
<input type="checkbox"/> Wedding Invitations - Wedding day & if you are having a party upon your return.	
<input type="checkbox"/> Guest Information Pack For more information:  https://www.weddingsabroadguide.com/guest-information-checklist.html	
<input type="checkbox"/> Wedding Website For more information:  https://www.weddingsabroadguide.com/personal-wedding-website.html	
<input type="checkbox"/> Wedding Ceremony Program	
<input type="checkbox"/> Guest Welcome Letters For more information:  https://www.weddingsabroadguide.com/wedding-welcome-letter.html	
<input type="checkbox"/> Place Name Cards	
<input type="checkbox"/> Seating Plan	
<input type="checkbox"/> Thankyou Cards	
 TIP: Wedding Abroad Invitations https://www.weddingsabroadguide.com/wedding-abroad-invitations.html	

INVESTIGATE ACCOMMODATION OPTIONS FOR GUESTS

<input type="checkbox"/> Investigate and select a range of suitable accommodation for your guests. Ensure you find accommodation that caters for all budgets.	
<input type="checkbox"/> Ask hotels if they will offer a special rate for your guests.	
<input type="checkbox"/> Confirm what date your guests must book by to secure accommodation.	
<input type="checkbox"/> Determine if a deposit must be paid. Will this deposit be refundable if a guest does not use the accommodation?	
<input type="checkbox"/> Determine if a hotel will be willing to put information in your guests' rooms e.g., welcome letters & gifts.	

INVESTIGATE ACCOMMODATION OPTIONS FOR GUESTS cont.

Decide if you will book accommodation on your guests' behalf or ask your guests to book their own accommodation.

If your guests are going to book their own accommodation, compile a list of recommended hotels to go in their information pack. Be sure to mention any special rates and booking reference codes.

Ask the hotel if they provide airport transfers. Provide your guests with this information in their information pack.

Determine where you guests are staying & when they arrive and depart.

i *TIP: To help, we suggest you use the **Guest List & RSVP Tracker** which can be found in the Guest Section of the **Wedding Abroad Complete Planning Tool Kit***

COMPILE GUEST INFORMATION

Compile information pack or set up a wedding website. This information should be given to guests with their invitations.

For more information:

i <https://www.weddingsabroadguide.com/guest-information-checklist.html>

Write a wedding welcome letter to put in your guests' hotel rooms. This is a nice surprise for your guests and a good way of re-iterating the itinerary for your celebrations.

For more information:

i <https://www.weddingsabroadguide.com/wedding-welcome-letter.html>

Create seating plan.

i *TIP: To help, we suggest you use the **Guest Seating Plan** which can be found in the Guest Section of the **Wedding Abroad Complete Planning Tool Kit***

Write guest place names for your wedding reception.


TRANSPORTATION TO YOUR WEDDING DESTINATION

Investigate what airlines fly to your wedding destination.

i *TIP: [skyscanner.com](https://www.skyscanner.com) is a useful tool for this*

Ask airlines if they offer discounts for group bookings.

TRANSPORTATION TO YOUR WEDDING DESTINATION cont.

<input type="checkbox"/>	Book flights	
<input type="checkbox"/>	Ask chosen airline if you can bring your bridal gown on as hand luggage.	
<input type="checkbox"/>	Determine what your luggage limit is.	
<input type="checkbox"/>	Note down when your guests will arrive & depart your wedding destination.	
	<i>TIP: To help, we suggest you use the Guest List & RSVP Tracker which can be found in the Guest Section of the Wedding Abroad Complete Planning Tool Kit</i>	

TRANSPORTATION AT YOUR WEDDING DESTINATION

<input type="checkbox"/>	Book transfers to & from airport.	
<input type="checkbox"/>	Book transportation for bridal party to & from wedding ceremony.	
<input type="checkbox"/>	Book transportation for bridal party to & from wedding reception.	
<input type="checkbox"/>	Determine if you will need to book transportation for any extra activities & celebrations for you and your guests.	
<input type="checkbox"/>	Determine if you will need to book guest transportation on your wedding day.	

DON'T FORGET TO TAKE WITH YOU

<input type="checkbox"/>	Passports	<input type="checkbox"/>	Plane Tickets
<input type="checkbox"/>	Documentation required to obtain marriage license e.g. birth certificates	<input type="checkbox"/>	Wedding Abroad Insurance Details
<input type="checkbox"/>	Travel Insurance Details	<input type="checkbox"/>	Gifts for wedding party
<input type="checkbox"/>	Guest book	<input type="checkbox"/>	Place name cards
<input type="checkbox"/>	Table number cards	<input type="checkbox"/>	Note cards for speeches
<input type="checkbox"/>	Wedding Attire	<input type="checkbox"/>	Favors
<input type="checkbox"/>	Welcome letter or gifts for guests room	<input type="checkbox"/>	Pictures of hairstyles for hairdresser
<input type="checkbox"/>	Wedding Ceremony Programs	<input type="checkbox"/>	Wedding rings
<input type="checkbox"/>	Music, if needed for ceremony, first dance etc.	<input type="checkbox"/>	SEE PACKING CHECKLIST FOR ADDITIONAL ITEMS
<input type="checkbox"/>	Nice pen for signing wedding registry		

PLAN WEDDING DAY ITINERARY

Plan the order of your wedding day.

It is really important that you have a timetable for your wedding day. You & your guests will need to know what should happen when. If you are not using a Wedding Planner or Tour Operator, it is an idea to hand over the responsibility to a guest - this way they can ensure everything happens when & how it should as you don't want to be worrying about this on your wedding day.



TIP: To help, we suggest you use the **Wedding Day Run Sheet** which can be found in the Planning Fundamentals Section of the **Wedding Abroad Complete Planning Tool Kit**

AFTER YOUR WEDDING

Return all rental equipment.

Return hired suits.

Write thank you notes.

Record your marriage in your home country, if desired.

If changing your name, change all necessary documentation.

Clean & preserve wedding dress.

Tell weddings abroad guide all about your day.



Submit Here:
<https://www.weddingsabroadguide.com/submissions.html>